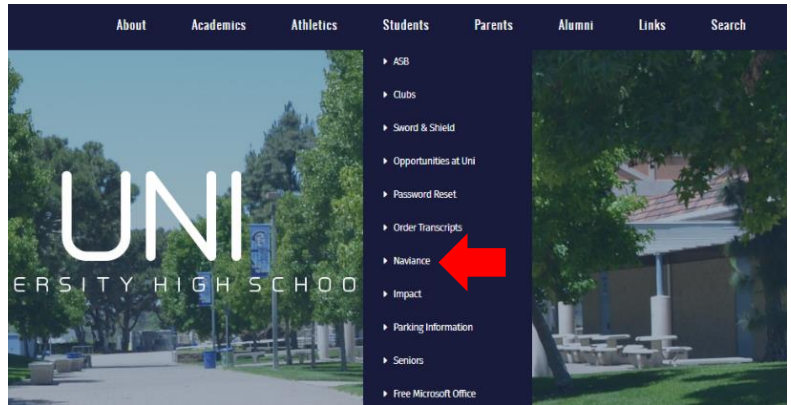


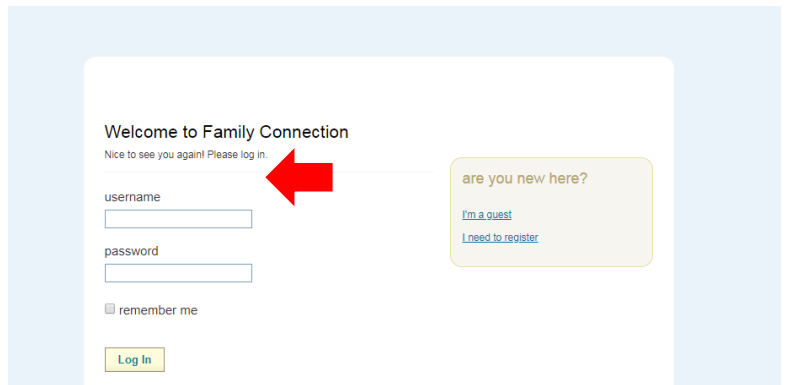
How to Complete Your Senior Survey

Step 1: Go to <http://www.universityhigh.org/>

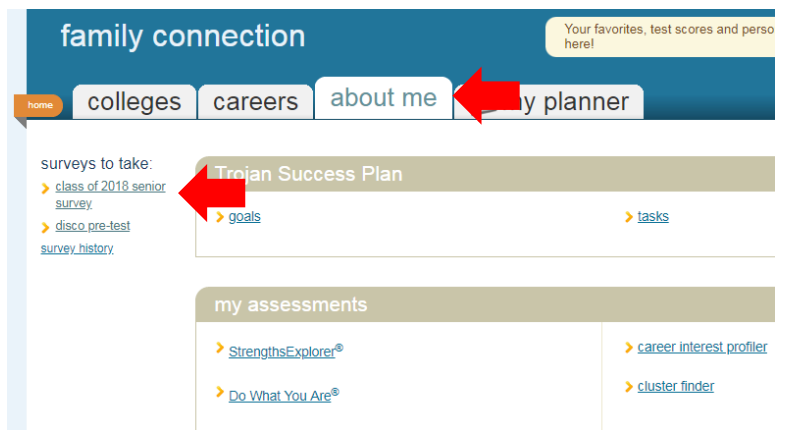
Step 2: Click on “Students” tab, and select “Naviance”



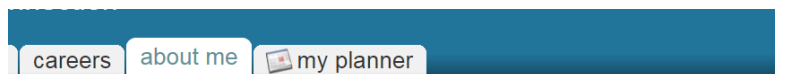
Step 3: Enter your login information, which is:
 Username: 18LastNameFirstName
 Password: 9 digit ID number



Step 4: Click on the “About Me” Tab, and then click on the “class of 2018 survey” on the left hand side.



Step 5: Complete all 10 questions on the survey.



Class of 2018 Senior Survey

Congratulations seniors! Please complete the following questions. All personal information will be kept confidential.

* = required question
 Please save your answers periodically if you need longer than one hour to complete this form. Your session will expire after one hour if you have not changed the page.

*1. Please update your list of colleges/universities that you applied to including all UC, CSU and community colleges. PLEASE REMEMBER to indicate your ACCEPTANCES, DENIALS AND WAIT LIST results for each school. (Please ignore the "send final transcript" column)

If you applied to colleges not already listed here, please enter them below.

College	Type	Waitlisted	Deferred	Final Decision	Attending	Send Final Transcript
<input type="text" value="look up"/>	Regular Decision	<input type="checkbox"/>	<input type="checkbox"/>	Unknown	<input type="checkbox"/>	<input type="checkbox"/>
<input type="text" value="look up"/>	Regular Decision	<input type="checkbox"/>	<input type="checkbox"/>	Unknown	<input type="checkbox"/>	<input type="checkbox"/>
<input type="text" value="look up"/>	Regular Decision	<input type="checkbox"/>	<input type="checkbox"/>	Unknown	<input type="checkbox"/>	<input type="checkbox"/>
<input type="text" value="look up"/>	Regular Decision	<input type="checkbox"/>	<input type="checkbox"/>	Unknown	<input type="checkbox"/>	<input type="checkbox"/>